

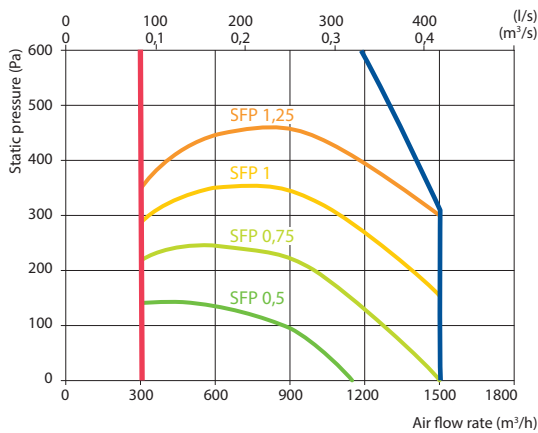
# Verso R 1300 U C5

Nominal air flow according to ErP 2018, m <sup>3</sup> /h	1500
Nominal air flow according to ErP 2018, l/s	417
Electric air heater capacity, kW / Δt, °C	4,5/8,8
Supply voltage HE, V	3~400
Supply voltage HW, V	1~230
Maximal operating current HE, A	11,1
Maximal operating current HW, A	4,9
Power supply cable E, mm <sup>2</sup>	5×1,5
Power supply cable W, mm <sup>2</sup>	3×1,5
Electric power input of the fan drive at maximum flow rate, W	281
Noise power level, L <sub>WA</sub> , dB(A)	56
Noise pressure level, L <sub>PA</sub> , dB(A), (3 m)	45
Filters dimensions B×H×L, mm	800×400×46
Unit dimensions B×H×L, mm	906×905×1355
Panel thickness, mm	50
Maintenance space, mm	800
Unit weight, kg	203



## Performance

Verso R 1300 UH with standard equipment



## Temperature efficiency

	Winter					Summer		
Outside temperature, °C	-23	-15	-10	-5	0	25	30	35
After heat exchanger, °C	12,7	14,1	15,1	16,2	17,3	22,6	23,7	24,8

Indoor +22 °C, 20 % RH

## Changeover water/ DX heating – cooling exchanger (HCW/HCDX)

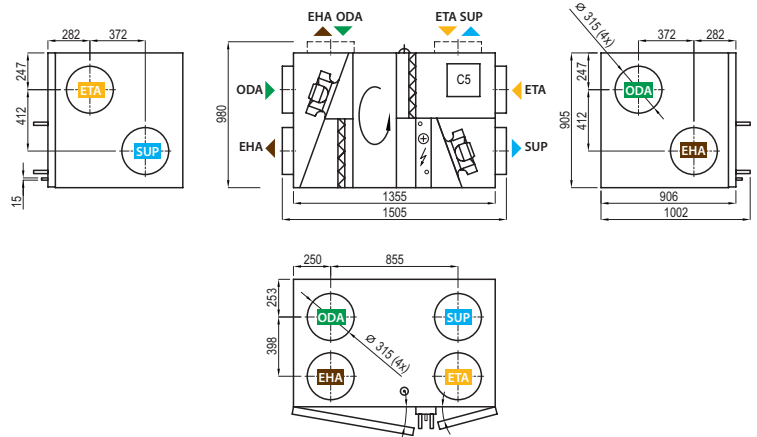
	Winter	Summer	Winter	Summer
Water temperature in/out, °C	60/40	7/12	–	–
Condensation/evaporation T, °C	–	–	45	45/5
Capacity, kW	4,2	7,9	9,2	4,2
Maximal capacity, kW	10,2	9,3	10,8	7,9
Pressure drop, kPa	1	7,6	–	–
Air temperature in/out, °C	12,7 / 22	30 / 18	12,7 / 22	30 / 18
Connection, "/ mm	¾		½ / 22	

Summer: +30 °C/ 50 %; HCW – 1350 m<sup>3</sup>/h

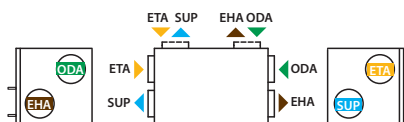
## Accessories

Closing damper	AGUJ-M-315+LF24/LM24
Silencer	ODA/EHA AGS-315-100-900-M
	SUP/ETA AGS-315-100-1200-M
PPU	PPU-HW-3R-15-1-W2
Water cooler	DCW-1,2-8
2-way valve	VVP47.20-4.0+SSF161.05HF
DX cooler	DCF-1,2-8
Cooling unit	MOU 36HFN8a+KA8140

## Shown as right (R1)



## Shown as left (L1)



▶ ODA – outdoor intake    ▶ SUP – supply air    ▶ ETA – extract indoor    ▶ EHA – exhaust air